





Student Advisory Survey

1. How much do you agree or disagree with each of the following statements?

	Strongly Disagree	Disagree	Agree	Strongly Agree	Response Count
a. I go to school because I think the subjects I'm taking are interesting	8.0% (28)	31.3% (110)	55.1% (194)	5.7% (20)	352
b. I go to school because I'm learning skills that I will need for a job	1.7% (6)	14.8% (52)	53.7% (189)	29.8% (105)	352
c. I go to school because my parents or guardians expect me to succeed	3.1% (11)	2.8% (10)	42.6% (150)	51.4% (181)	352
<i>answered question</i>					352
<i>skipped question</i>					1

2. How important are grades to you? MARK ONLY ONE ANSWER

	Response Percent	Response Count
Not important at all 	0.3%	1
Somewhat important 	9.7%	34
Important 	42.6%	150
Very important 	47.4%	167
<i>answered question</i>		352
<i>skipped question</i>		1

3. In the last year, how often have you discussed the following with a parent or guardian?

	Never	Not very often	Sometimes	Often	Very often	Response Count
a. Selecting courses or programs at school	7.7% (27)	11.6% (41)	40.9% (144)	27.8% (98)	11.9% (42)	352
b. School activities or events	5.1% (18)	13.4% (47)	23.9% (84)	34.1% (120)	23.6% (83)	352
c. Topics you've studied in class	8.2% (29)	22.7% (80)	33.0% (116)	24.7% (87)	11.4% (40)	352
d. Your grades	2.0% (7)	8.0% (28)	19.3% (68)	34.7% (122)	36.1% (127)	352
					<i>answered question</i>	352
					<i>skipped question</i>	1

4. In the last year, how often have you discussed the following with a parent or guardian?

	Never	Not very often	Sometimes	Often	Very often	Response Count
a. Taking college entrance exams (like the SAT or ACT)	14.8% (52)	17.9% (63)	31.8% (112)	20.5% (72)	15.1% (53)	352
b. Whether to go to college	5.1% (18)	9.4% (33)	18.8% (66)	30.1% (106)	36.6% (129)	352
c. What college to choose	7.7% (27)	15.3% (54)	22.2% (78)	25.6% (90)	29.3% (103)	352
d. Different college majors and programs	8.0% (28)	16.5% (58)	23.6% (83)	25.0% (88)	27.0% (95)	352
e. Possible jobs or careers	3.1% (11)	9.1% (32)	21.0% (74)	33.2% (117)	33.5% (118)	352
					<i>answered question</i>	352
					<i>skipped question</i>	1

5. In the last year, how often have you discussed the following with one or more teachers or school staff (such as guidance counselor)?

	Never	Not very often	Sometimes	Often	Very often	Response Count
a. Taking college entrance exams (like the SAT or ACT)	31.5% (111)	28.4% (100)	25.0% (88)	12.5% (44)	2.6% (9)	352
b. Whether to go to college	26.4% (93)	25.9% (91)	24.4% (86)	15.6% (55)	7.7% (27)	352
c. What college to choose	27.3% (96)	24.4% (86)	29.0% (102)	12.5% (44)	6.8% (24)	352
d. Different college majors and programs	26.7% (94)	25.0% (88)	26.4% (93)	13.9% (49)	8.0% (28)	352
e. Possible jobs or careers	22.2% (78)	24.1% (85)	27.6% (97)	14.8% (52)	11.4% (40)	352
					answered question	352
					skipped question	1

6. Do you...

	Never	Not very often	Sometimes	Often	Always or Almost Always	Response Count
a. stick with a class assignment or task until it is done?	0.9% (3)	6.0% (21)	30.7% (107)	35.0% (122)	27.5% (96)	349
b. put in your best effort on class assignments, projects, and homework?	1.1% (4)	5.4% (19)	30.9% (108)	35.5% (124)	26.9% (94)	349
c. ask a teacher or another student for help when you don't understand an assignment?	0.9% (3)	7.2% (25)	23.8% (83)	39.3% (137)	28.9% (101)	349
d. take part in class discussions or activities?	2.3% (8)	9.7% (34)	33.0% (115)	32.7% (114)	22.3% (78)	349
e. come to your classes prepared with what you need (books, paper, and something to write with)?	0.6% (2)	3.2% (11)	9.7% (34)	30.4% (106)	56.2% (196)	349
f. complete class assignments, projects, and homework on time?	0.6% (2)	2.3% (8)	21.8% (76)	37.0% (129)	38.4% (134)	349
g. know a teacher/adult at school with whom you feel comfortable discussing a personal problem that is affecting your school work?	18.3% (64)	18.3% (64)	20.9% (73)	20.1% (70)	22.3% (78)	349
h. know a teacher/adult at school who you feel cares about you and your success?	10.0% (35)	11.2% (39)	26.9% (94)	26.6% (93)	25.2% (88)	349
					answered question	349
					skipped question	4

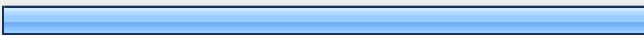


7. During the past year...

	Never	1-4 Times	5-9 Times	10 or More Times	Response Count
a. How many times were you late for school?	46.1% (161)	46.4% (162)	4.6% (16)	2.9% (10)	349
b. How many times did you cut or skip classes?	84.5% (295)	11.2% (39)	1.7% (6)	2.6% (9)	349
c. How many times were you absent from school?	17.8% (62)	61.3% (214)	16.6% (58)	4.3% (15)	349
d. How many times were you sent out of class for bad behavior?	84.0% (293)	10.9% (38)	1.7% (6)	3.4% (12)	349
e. How many times were you given a detention?	66.8% (233)	27.8% (97)	0.9% (3)	4.6% (16)	349
				<i>answered question</i>	349
				<i>skipped question</i>	4




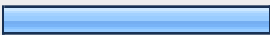


8. How important is each of the following to you in your life?

	Not Important	Somewhat Important	Important	Very Important	Response Count
a. Being successful in my line or work.	0.9% (3)	3.9% (13)	32.9% (110)	62.3% (208)	334
b. Having a happy family life.	0.3% (1)	2.7% (9)	25.1% (84)	71.9% (240)	334
c. Having lots of money.	2.7% (9)	24.0% (80)	37.1% (124)	36.2% (121)	334
d. Having strong friendships.	0.3% (1)	6.0% (20)	23.4% (78)	70.4% (235)	334
e. Being able to find steady work.	0.3% (1)	7.2% (24)	29.6% (99)	62.9% (210)	334
f. Helping other people in my community.	3.0% (10)	23.7% (79)	40.1% (134)	33.2% (111)	334
g. Getting a good education.	0.6% (2)	4.8% (16)	19.5% (65)	75.1% (251)	334
h. Getting a good job.	0.3% (1)	2.4% (8)	16.8% (56)	80.5% (269)	334
				<i>answered question</i>	334
				<i>skipped question</i>	19






9. As things stand now, I think I will... MARK ONLY ONE

		Response Percent	Response Count
a. complete high school and graduate with a diploma.		97.6%	326
b. drop out of high school and complete the GED.		1.5%	5
c. not finish high school.		0.9%	3
<i>answered question</i>			334
<i>skipped question</i>			19

10. How far would you like to get in school? MARK ONLY ONE

		Response Percent	Response Count
a. High school graduate/GED.		4.2%	14
b. Technical or trade school.		3.9%	13
c. Associate degree (2 year college degree).		6.9%	23
d. Bachelor's degree (4 year college degree).		40.4%	135
e. Master's degree or equivalent.		22.5%	75
f. PhD, MD, or other advanced degree (like a medical or law degree).		22.2%	74
<i>answered question</i>			334
<i>skipped question</i>			19

11. How likely is it that you will get this far in school?

	Response Percent	Response Count
a. Extremely unlikely. 	4.5%	15
b. Somewhat unlikely. 	3.9%	13
c. It could go either way. 	15.0%	50
d. Somewhat likely. 	32.0%	107
e. Very likely. 	44.6%	149
answered question		334
skipped question		19





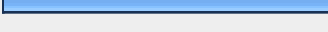
12. What reasons might keep you from achieving your educational goals?

	Yes	No	Response Count
a. I don't like school.	34.7% (116)	65.3% (218)	334
b. My grades aren't high enough.	30.8% (103)	69.2% (231)	334
c. Courses are too difficult for me.	19.5% (65)	80.5% (269)	334
d. I can't afford it.	32.9% (110)	67.1% (224)	334
e. I plan to join the military.	12.0% (40)	88.0% (294)	334
f. No one in my family has ever gone on to school after high school.	16.8% (56)	83.2% (278)	334
g. I'd rather work and make money than go to school.	16.8% (56)	83.2% (278)	334
h. I don't think that going to school is important.	6.3% (21)	93.7% (313)	334
i. I need to help support my family.	20.7% (69)	79.3% (265)	334
j. Some other reason (please specify)			28
answered question			334
skipped question			19




13. Please name up to three careers you would most like to have.

	Response Count
	334
<i>answered question</i>	334
<i>skipped question</i>	19

14. How likely is it that you will enter into one of these career?

	Response Percent	Response Count
Very unlikely 	5.7%	19
Somewhat unlikely 	2.7%	9
It could go either way 	13.2%	44
Somewhat likely 	29.0%	97
Very likely 	49.4%	165
<i>answered question</i>		334
<i>skipped question</i>		19





15. How well would you perform in this career?

	Response Percent	Response Count
Not well at all 	0.3%	1
Average 	23.1%	77
Very well 	76.6%	256
<i>answered question</i>		334
<i>skipped question</i>		19






16. Name the career you EXPECT to be working in by age 30.

	Response Count
	334
<i>answered question</i>	334
<i>skipped question</i>	19




17. How interested are you in this career?

	Response Percent	Response Count
Very uninterested 	5.4%	18
Somewhat uninterested 	2.4%	8
Somewhat interested 	18.3%	61
Very interested 	74.0%	247
<i>answered question</i>		334
<i>skipped question</i>		19










18. How likely is it that you will enter into one of these career?

	Response Percent	Response Count
Very unlikely 	1.2%	4
Somewhat unlikely 	4.2%	14
It could go either way 	13.5%	45
Somewhat likely 	29.9%	100
Very likely 	51.2%	171
<i>answered question</i>		334
<i>skipped question</i>		19






19. How well would you perform in this career?

	Response Percent	Response Count
Not well at all 	0.9%	3
Average 	19.2%	64
Very well 	79.9%	267
<i>answered question</i>		334
<i>skipped question</i>		19





20. What education or training do you need for this career? MARK ONLY ONE

	Response Percent	Response Count
No education after high school is needed 	2.4%	8
Military Training 	3.6%	12
Technical or trade school 	5.7%	19
Associates degree (2 year college degree) 	6.0%	20
Bachelors degree (4 year college degree) 	27.5%	92
Masters degree or equivalent 	14.7%	49
PhD, MD, or other advanced degree (like a medical or law degree) 	18.3%	61
Don't know 	18.6%	62
Other (please specify) 	3.3%	11
<i>answered question</i>		334
<i>skipped question</i>		19

21. How likely is it that you could successfully complete the education and/or training required to enter this career? MARK ONLY ONE

	Response Percent	Response Count
Very unlikely 	1.8%	6
Somewhat unlikely 	3.0%	10
It could go either way 	9.3%	31
Somewhat likely 	27.8%	93
Very likely 	58.1%	194
<i>answered question</i>		334
<i>skipped question</i>		19


22. What reasons might keep you from achieving your career goals by age 30? MARK ALL THAT APPLY

	Response Percent	Response Count
Not enough education 	11.7%	39
Need to work to support my family 	14.4%	48
My parent or guardian wants me to have a different career 	9.9%	33
I can't think of a reason that will keep me from achieving my career goals 	75.4%	252
Other (please specify)		39
<i>answered question</i>		334
<i>skipped question</i>		19



23. How much do you agree or disagree with each of the following statements?

	Strongly Disagree	Disagree	Agree	Strongly Agree	Response Count
a. I know what is required to succeed in different careers.	3.0% (10)	6.3% (21)	65.7% (218)	25.0% (83)	332
b. I know how to find out about what types of jobs are best for me.	1.8% (6)	13.2% (44)	59.0% (197)	26.0% (87)	334
c. I have a good idea about the kinds of jobs I would be good at.	2.4% (8)	7.8% (26)	55.7% (186)	34.1% (114)	334
d. I will be able to overcome barriers that stand in the way of achieving my career goals.	1.5% (5)	5.4% (18)	54.7% (182)	38.4% (128)	333
<i>answered question</i>					334
<i>skipped question</i>					19







24. When were you born?

	Response Percent	Response Count
Please enter your birthday. 	100.0%	330
<i>answered question</i>		330
<i>skipped question</i>		23










25. Are you:

	Response Percent	Response Count
Male 	54.8%	181
Female 	45.2%	149
<i>answered question</i>		330
<i>skipped question</i>		23

26. How do you describe yourself? MARK ALL THAT APPLY

	Response Percent	Response Count
White 	70.9%	234
Black or African-American 	4.5%	15
Hispanic or Latino/Latina 	30.0%	99
Asian 	0.6%	2
Native Hawaiian or Other Pacific Islander 	0.3%	1
American Indian or Alaskan Native 	1.8%	6
Other (please specify)		10
<i>answered question</i>		330
<i>skipped question</i>		23

27. What is the highest level of education completed by your mother or female guardian? MARK ONLY ONE

	Response Percent	Response Count
Some high school 	13.6%	45
GED 	3.6%	12
High school graduate 	24.2%	80
Technical or trade school 	3.3%	11
Associates degree (2 year college degree) 	6.1%	20
Bachelors degree (4 year college degree) 	23.6%	78
Masters degree or equivalent 	7.9%	26
PhD, MD, or other advanced degree (like a medical or law degree) 	3.0%	10
Don't know 	14.5%	48
Other (please specify)		11
answered question		330
skipped question		23


28. What is the highest level of education completed by your father or male guardian? MARK ONLY ONE

	Response Percent	Response Count
Some high school	14.2%	47
GED	2.7%	9
High school graduate	24.8%	82
Technical or trade school	4.2%	14
Associates degree (2 year college degree)	8.5%	28
Bachelors degree (4 year college degree)	15.2%	50
Masters degree or equivalent	6.7%	22
PhD, MD, or other advanced degree (like a medical or law degree)	3.0%	10
Don't know	20.6%	68
Other (please specify)		11
answered question		330
skipped question		23

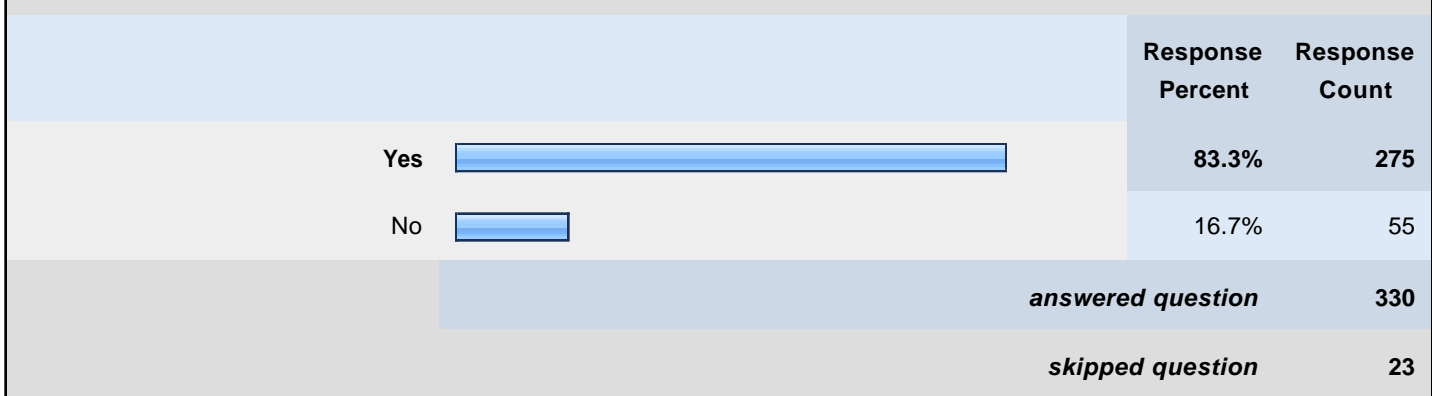
29. Do you live with:

	Response Percent	Response Count
One parent	28.5%	94
Two parents	66.4%	219
Guardians	5.2%	17
answered question		330
skipped question		23


30. What is the main language spoken at home? MARK ONLY ONE





31. Do you have a computer at home with access to the internet?




32. Do you have a mobile internet device (such as an iPhone, Blackberry, etc.)?



33. Have you participated in a course about career placement?

	Response Percent	Response Count
Yes 	24.8%	82
No 	75.2%	248
<i>answered question</i>		330
<i>skipped question</i>		23

34. Please fill in today's date:

	Response Percent	Response Count
Today's date: 	100.0%	330
<i>answered question</i>		330
<i>skipped question</i>		23